



Municipio de Papatlantla, Ver.
Estado Analítico del Ejercicio del Presupuesto de Egresos
Clasificación Administrativa



del 1 de enero al 31 de enero de 2020

Egresos

Concepto	Egresos					Subejercicio 6 = (3 - 4)
	Aprobado 1	Ampliaciones / Reducciones 2	Modificado 3 = (1 + 2)	Devengado 4	Pagado 5	
Presidencia Municipal	\$74,433,392.74	\$-1,738,351.52	\$72,695,041.22	\$1,793,219.52	\$1,793,219.52	\$70,901,821.70
Sindicatura	\$2,366,196.86	-	\$2,366,196.86	\$141,912.98	\$141,912.98	\$2,224,283.88
Regiduría	\$17,331,293.15	-	\$17,331,293.15	\$1,097,787.07	\$1,097,787.07	\$16,233,506.08
Secretaría	\$12,374,723.39	\$-370,000.00	\$12,004,723.39	\$935,848.60	\$935,848.60	\$11,068,874.79
Acción Social	\$3,151,160.40	\$20,000.00	\$3,171,160.40	\$217,593.42	\$217,593.42	\$2,953,566.98
Asuntos Jurídicos	\$1,340,065.37	-	\$1,340,065.37	\$97,999.84	\$97,999.84	\$1,242,065.53
Gobernación	\$1,348,861.32	-	\$1,348,861.32	\$74,602.15	\$74,602.15	\$1,274,259.17
Protección Civil	\$1,602,159.54	-	\$1,602,159.54	\$116,880.26	\$116,880.26	\$1,485,279.28
Registro Civil	\$5,111,723.99	-	\$5,111,723.99	\$303,637.61	\$303,637.61	\$4,808,086.38
Secretaría de Relaciones Exteriores	\$2,112,659.65	\$-5,000.00	\$2,107,659.65	\$114,786.14	\$114,786.14	\$1,992,873.51
Organo de Control Interno	\$1,762,192.99	-	\$1,762,192.99	\$143,330.27	\$143,330.27	\$1,618,862.72
DIF Municipal	\$13,404,134.97	\$17,452.10	\$13,421,587.07	\$903,393.61	\$903,393.61	\$12,518,193.46
Instituto Municipal de las Mujeres de Papatlantla	\$318,115.39	\$36,600.00	\$354,715.39	\$33,346.26	\$33,346.26	\$321,369.13
Unidad de Transparencia y Acceso a la Información	\$302,712.56	-	\$302,712.56	\$13,051.98	\$13,051.98	\$289,660.58
Alumbrado Público	\$17,686,792.20	\$11,000.00	\$17,697,792.20	\$775,281.85	\$775,281.85	\$16,922,510.35
Parques y Jardines	\$2,402,274.80	\$-50,000.00	\$2,352,274.80	\$115,095.82	\$115,095.82	\$2,237,178.98
Rastro	\$2,517,283.35	\$24,967.45	\$2,542,250.80	\$123,938.47	\$123,938.47	\$2,418,312.33
Panteones	\$1,116,741.47	-	\$1,116,741.47	\$63,462.28	\$63,462.28	\$1,053,279.19
Limpia Pública	\$20,320,910.45	\$114,225.77	\$20,435,136.22	\$1,418,220.80	\$1,418,220.80	\$19,016,915.42
Turismo	\$2,815,499.43	\$18,904.20	\$2,834,403.63	\$100,867.10	\$100,867.10	\$2,733,536.53
Comercio	\$1,255,004.72	\$1,000.00	\$1,256,004.72	\$72,283.47	\$72,283.47	\$1,183,721.25
Desarrollo Económico	\$1,316,787.15	-	\$1,316,787.15	\$80,352.74	\$80,352.74	\$1,236,434.41
Desarrollo Agropecuario	\$11,779.00	-	\$11,779.00	\$2,000.00	\$2,000.00	\$9,779.00
Fomento Educativo	\$1,670,876.28	\$6,000.00	\$1,676,876.28	\$111,263.91	\$111,263.91	\$1,565,612.37
Departamento de Salud	\$641,042.37	\$21,600.00	\$662,642.37	\$39,090.94	\$39,090.94	\$623,551.43
Fomento al Deporte y Juventud	\$1,201,992.68	-	\$1,201,992.68	\$71,897.03	\$71,897.03	\$1,130,095.65
Departamento de Cultura	\$2,029,576.08	-	\$2,029,576.08	\$115,019.95	\$115,019.95	\$1,914,556.13
Desarrollo Social	\$749,986.31	\$3,000.00	\$752,986.31	\$54,342.65	\$54,342.65	\$698,643.66
Dirección de Obras Públicas	\$250,951,015.23	\$-102,934.04	\$250,848,081.19	\$881,220.09	\$881,220.09	\$249,966,861.10
Dirección de Desarrollo Urbano, Medio Ambiente y Ecología	\$932,553.19	-	\$932,553.19	\$63,211.26	\$63,211.26	\$869,341.93
Seguridad Pública Municipal	\$2,981,446.08	\$30,723,024.77	\$33,704,470.85	\$2,208,007.44	\$2,208,007.44	\$31,496,463.41
Centro de Seguridad Ciudadana y Prevención del Delito	\$555,109.87	-	\$555,109.87	\$30,641.80	\$30,641.80	\$524,468.07
Ingresos	\$3,554,569.39	\$38,665.11	\$3,593,234.50	\$297,743.20	\$297,743.20	\$3,295,491.30


Concepto	Egresos					Subejercicio
	Aprobado 1	Ampliaciones / Reducciones 2	Modificado 3 = (1 + 2)	Devengado 4	Pagado 5	
Egresos	\$2,926,742.12	-	\$2,926,742.12	\$125,613.39	\$125,613.39	\$2,801,128.73
Catastro	\$2,295,228.97	-	\$2,295,228.97	\$127,435.95	\$127,435.95	\$2,167,793.02
Fundo Legal	\$1,287,326.22	-	\$1,287,326.22	\$77,268.67	\$77,268.67	\$1,210,057.55
Contabilidad	\$2,019,953.11	\$31,166.82	\$2,051,119.93	\$129,551.72	\$129,551.72	\$1,921,568.21
Adquisiciones y Bienes Patrimoniales	\$22,124,564.71	\$508,884.74	\$22,633,449.45	\$2,837,937.47	\$2,837,937.47	\$19,795,511.98
Tesorería Municipal	\$114,352,852.85	\$-30,758,929.85	\$83,593,923.00	\$4,566,235.70	\$4,566,235.70	\$79,027,687.30
Recursos Humanos	\$571,994.10	-	\$571,994.10	\$28,102.44	\$28,102.44	\$543,891.66
Informática	\$1,290,460.15	-	\$1,290,460.15	\$59,579.53	\$59,579.53	\$1,230,880.62
Total del Gasto	\$598,539,754.60	\$-1,448,724.45	\$597,091,030.15	\$20,563,055.38	\$20,563,055.38	\$576,527,974.77





C. MARIANO ROMERO GONZALEZ
 Presidente Municipal


PAPANTLA
 H. AYUNTAMIENTO CONSTITUCIONAL
PRESIDENCIA
 2018-2021



LIC. CECILIA RAMIREZ CRUZ
 Sindica Única


PAPANTLA
 H. AYUNTAMIENTO CONSTITUCIONAL
Sindico Único
 2018-2021


C. DAVID ESPINOZA
 Regidor Novena


PAPANTLA
 H. AYUNTAMIENTO CONSTITUCIONAL
REGIDURIA NOVENA
 2018-2021


LIC. JIMMY SANCHEZ WILLY
 Tesorero Municipal


PAPANTLA
 H. AYUNTAMIENTO CONSTITUCIONAL
Tesorería Municipal
 2018-2021